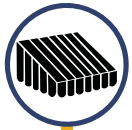


# SUNDANCE

**ARCHITECTURAL PRODUCTS, LLC**



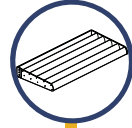
**Fabric Awnings**



**Fabric Structures**




**Cabanas**



**Shade Louvers**



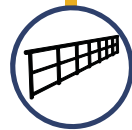
**Metal Awnings  
& Canopies**



**Decorative Wall Panels**



**Decorative Shutters**



**Custom Handrails**

**[www.sdap.com](http://www.sdap.com)**

**515 Ferguson Drive • Orlando, FL 32805  
Ph. 407.297.1337 • Fax 407.296.4330**



## FABRIC AWNINGS



*Long Dome Awning*

One of the most economical ways to provide shade and beauty to a project is a **Fabric Awning**. The design styles are endless, whether your building architecture has curved lines, straight lines or needs a third dimension, we can custom design a fabric awning that will work for you. Our team of designers can suggest a style that will meet all of your needs. Sundance Architectural Products has selected only the best materials for your awning. The framework for fabric awnings is constructed of either aluminum or steel tubing, depending on your needs. Each of the frames can be powder coated or painted enamel in a large variety of colors to match the fabric or your building colors. Our team just doesn't stop with styles – we will also carefully design and engineer the fasteners required to meet the wind or snow loads in your area. We also carry several types and styles of fabrics for the look you require and the performance you demand.

### Standard Awning

The typical design when talking about fabric awnings. This traditional wedge shaped style allows an area to be completely covered and protected from the harsh elements. The wings (ends) are closed to give added protection from the sun or rain. The awning can have a valance at the bottom edge for additional coverage or to allow for graphics.

### Bahama Awning

Same design as the standard awning but the wings (ends) are open.



*Standard Awning*



*Standard Awning*



*Half Barrel & Bahama Awnings*



*Bahama Awning*



Gable Awning



Bahama Awning



Long Dome Awning



Dome Awning



Cabanas

## Dome Awning

Sometimes called a bubble awning. This circular shaped awning is great for areas that have curved openings or areas that need unique designs. The best design for this awning is to keep the drop (height) and projection as close to the same measurement as possible. The width of the awning should be double those measurements. This will make for a perfect dome.

## Long Dome Awning

Same as the dome except the middle of the awning has been stretched out or elongated. This is a good design for an opening that is wide and flat, such as the top of a window or door.

## Convex Awning

This style is sometimes called a quarter barrel awning. It is a curved face awning with flat wings (ends). This is a good design for a curved look over a straight-topped window or opening.

## Gable Awning

This awning is more of a canopy. It is usually supported off of columns and/or support poles and used to highlight an opening or entrance of a business. It also provides protection from the elements.

## Cabana

Fabric cabanas are the best solution for shading needs in pool or deck areas. The units are fully welded and can be designed to mount to our columns or yours. The cabanas can also be grouped together to share columns or can be placed individually. They can also have a curtain system to close off all sides for privacy. When in use, the curtains can be rolled either up or back to the columns depending on the design. Each cabana can be equipped with plates at the top for fans and/or lighting if needed.



## METAL AWNINGS



*Standard Gable Awning*

**Metal Awnings** are designed using aluminum or steel tubing for the frames. Each frame and its bolt attachment are engineered to meet the wind or snow loads for your area. The frames are covered by standing seam metal panels with a 24 gauge metal thickness. These panels are roll formed out of several different brands and colors of coil stock. The finished pans are then attached to the frame with a hidden clip system. The roll forming of the panel improves the strength of the panel while reducing the oil canning that can occur with a flat sheet. The panels are coated with a baked on Kynar finish to give years of colorfastness. Each of the awning frames can be powder coated to match the underside of the panel or the building.



*Standard Metal Awning*



*Bahama Style Metal Awning*



*Concave Style Metal Awning*



*Standard Metal Awning*



*Bahama Style Metal Awning*



Custom Metal Awning



Bahama Style Metal Awning



Standard Metal Awning



Standard Metal Awning

## Standard Metal Awning

This is the traditional style awning. The wedge-shaped design allows it to project up to 6 feet off the building without columns. The ends of the awning (wings) are covered or closed off to give additional protection from the elements. The bottom of the awning has a perimeter drip edge to control water runoff. This style can also be designed with a curved top or front for a unique look.

## Bahama Style Metal Awning

This style has become very popular. It looks just like the standard style but the ends (wings) are left open.

## Convex Style Metal Awning

This type of awning design has a rolled front with flat ends (wings). The ends can be closed or left open like the Bahama Style awning.

## Concave Style Metal Awning

Same design style as the Convex except the body of the awning is curved inward instead of outward. It can also have the ends (wings) left open or closed.

## Color Palette - Not all colors are shown.

Please contact us for more color options.



CREAMY BEIGE



TERRA COTTA



FOREST GREEN



PACIFIC BLUE



METALLIC SILVER



SLATE GREY



MIDNIGHT



DARK BROWN



CHOCOLATE BROWN



## METAL CANOPIES

Sundance can design, engineer, and install a wide variety of **Metal Canopies** to meet your commercial or industrial needs. All framing for canopies are made using 6063 T6 aluminum, whether it is a support column, support beam or hanger rod, each member is specifically sized for the load requirements it needs to meet. We can cover the canopies with several types of metal decking depending on your needs or requirements. The types include roll formed coil stock, otherwise known as standing seam, or we can use extruded aluminum pans. The canopies can be designed to control water through an internal gutter system that will collect and drain the water where needed. All canopies can be either powder coated or anodized for years of trouble-free service.

### Wall Mounted Metal Canopy (Marquee)

Wall mounted canopies can come in a wide variety of styles. They can be flat or curved. The canopy can be either supported off the wall with hanger rods or if the projection is large enough, it can be supported with columns. The canopy can also be designed with an internal gutter system to control water runoff.

### Dock Canopy

A sister to the wall mounted canopy, it showcases all of the great design features of the wall mounted canopy with a curved or bullnose front extrusion. This feature gives a designer look to an industrial application. It can also have an internal gutter system to control water runoff. This canopy is engineered to project out 4 - 6 feet without hanger rods or support columns.

### Metal Walkway Canopy

This type of canopy system is used to cover sidewalk areas. It is supported off of columns that are attached to concrete footings. The columns attach to beams that are designed to collect rain water and channel it to the columns for drainage. The decking can be an aluminum extruded pan and pan or a cap and pan system. It can also be decked with roll formed pans if required. All components can be either powder coated or anodized.



Wall Mounted Metal Canopy (Marquee)



Wall Mounted Metal Canopy (Marquee)



Dock Canopy



Metal Walkway Canopy



Wall Mounted Metal Canopy (Marquee)



*Metal Walkway Canopy*



*Wall Mounted Metal Canopy (Marquee)*



*Wall Mounted Metal Canopy (Marquee)*

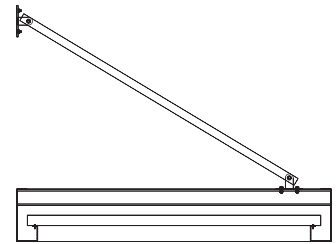


*Wall Mounted Metal Canopy (Marquee) Bullnose Style*




*Wall Mounted Metal Canopy (Marquee)*

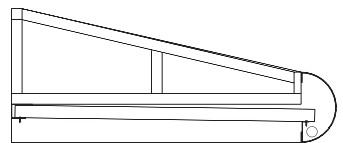
### Detail of Wall Mounted Metal Canopy (Marquee)



### Detail of Metal Walkway Canopy



### Detail of Dock Canopy



**Color Palette** - Not all colors are shown. Please contact us for more color options.





## DECORATIVE SHUTTERS



*Decorative Bahama Shutter*

**Aluminum shutters** have the traditional look of wood but are constructed to be virtually maintenance free. Our line of shutter products are not only for shading and aesthetics but can also be designed and built to meet the Miami-Dade County Product Approval. All shutters are constructed of 6063 T6 aluminum alloy for strength and corrosion resistance. Shutters can be custom made to your specific sizes and are available in powder coated or anodized finishes. Styles include - Flat, Decorative Bahama, & Hurricane.

### Flat Shutter (Colonial Style)

A very cost effective way to dress up a window or area on your building. The shutter is constructed of 2" aluminum slats (louvers) that run horizontally between perimeter frame members. The shutter is fastened directly to the wall.

### Decorative Bahama Shutter

This type of shutter is perfect for the lightweight shading required on most commercial projects. In this instance, a flat shutter is mounted to a lightweight frame, projecting it out from the wall giving protection from the weather elements.

### Hurricane Shutter

A rugged shutter built like the Bahama style but uses much thicker extrusions. This type of shutter has been tested and has passed the strict Miami-Dade County Product Approval (text #FL 2683 RI/FL 2681 RI) allowing this shutter to be installed in the Miami/Dade area of Florida. This is a great product when shading and protection from hurricanes is required.



*Decorative Bahama Shutter*



*Decorative Bahama Shutter*



*Decorative Bahama Shutter*



*Decorative Bahama Shutter*



Flat Shutter



Decorative Metal Shutter




Flat Shutter

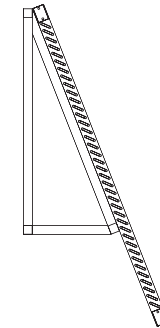


Decorative Metal Shutter

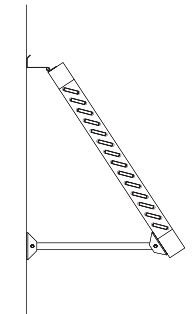
### Detail of Flat Shutter (Colonial Style)



### Detail of Decorative Bahama Shutter



### Detail of Hurricane Shutter



Decorative Metal Shutter

**Color Palette** - Not all colors are shown. Please contact us for more color options.



CREAMY BEIGE



TERRA COTTA



FOREST GREEN



PACIFIC BLUE



METALLIC SILVER



SLATE GREY




MIDNIGHT



DARK BROWN



CHOCOLATE BROWN



## SHADE SYSTEMS



*Metal Trellis*

Sundance can design, engineer and construct several different types of **Shade Systems** to beautify and shade your building. Each system is produced from 6063 T6 aluminum alloy extrusions. They can be designed to project off of a building or can be made into a trellis design supported off of columns. All shade systems can be either powder coated or anodized for maintenance-free service.

### Flat Shade Louver

This shade product is usually designed to be mounted against a wall. It can safely project out 4 - 6 feet without support. If a larger projection is necessary, the louver can have hanger rods or support columns. The louver is constructed of a perimeter frame made out of tubing or flat bar. In the perimeter frame, several different types of extrusions or blade shapes can be used to provide the look and the shade effect required.

### Perforated Metal Shade

This shade system incorporates a perimeter frame made up of aluminum tubing. The frame is then covered with a perforated metal sheet. The sheet can be ordered with different sizes and spacings of holes depending on the amount of shading required. The structure can project out 4 - 6 feet unsupported or if larger projections are required, then hanger rods can be used.

### Metal Trellis

This system is designed and built using aluminum tubing to span between columns or walls to provide partial shading for outdoor areas. Each of the members are engineered (sized) for the spans required. They can be spaced closer together or farther apart depending on shading required. The ends of each tube can be cut with various patterns for a unique look.



*Metal Trellis*



*Perforated Metal Shade*



*Flat Shade Louver*



*Flat Shade Louver*



Flat Shade Louver



Flat Shade Louver



Flat Shade Louver

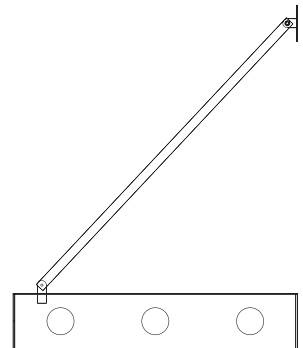


Flat Shade Louver

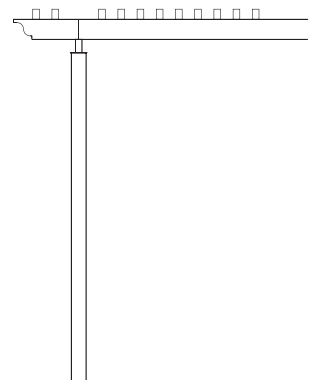
### Detail of Flat Shade Louver



### Detail of Perforated Metal Shade



### Detail of Metal Trellis



Metal Trellis



## DECORATIVE HANDRAILS



*Custom Handrail*

Sundance can produce your **Custom Handrail** system out of several types of materials and/or designs depending on your needs. Aluminum, steel or stainless steel tubing is used. We can build the handrails in either a round or square profile. All Sundance handrails are fully welded, not screwed or clipped together. Each rail is constructed to meet or exceed local building code standards. The handrail system can be designed for a core drilled or base plated installation. Once fabricated, the handrail can be factory painted or powder coated to your custom color.

### Double Rail

The design consists of a single top rail and a single bottom rail. The rails are connected by pickets (verticals). The pickets are spaced 4" on center. This is the most economical style of handrail.

### Triple Rail

Same design as the double rail except it has two top rails to allow for unrestricted hand holding on the top.

### Glass Rail

Glass rails can be built in a single or double rail design. The top and bottom rails have a channel opening to allow for a gasketed piece of glass. The different channel widths can be selected depending on your glass thickness.

### Custom Rail

This type of rail is usually constructed using custom cut metal panel inserts that go either between or over the pickets (verticals).



*Custom Handrail*



*Custom Handrail*



*Custom Handrail*



*Custom Handrail*



Single Rail



Interior Single Rail



Bowed Single Rail



Interior Custom Handrail



Custom Handrail



Perforated Metal Custom Handrail



Glass Rail



Interior Custom Handrail



Custom Handrail



## DECORATIVE WALL PANELS



**Lutheran Towers** Orlando, FL  
*Fabric Wall Panels*

With the ever-demanding aesthetics being placed on buildings and parking structures today, the Sundance **Decorative Panel** systems are a clear choice in providing beauty and functionality to your project. We can design a system that will be very cost effective, yet will add significant value to your buildings. All wall panels are built using the highest quality materials giving years of maintenance-free service while standing up to nature's harshest conditions. A wide choice of different panel systems can be used depending on your needs or appearance. All aspects of anchoring to your structure can be designed by our team of engineers.

### Fabric Wall Panel

Built with a perimeter frame, this system is designed to have fabric panels installed into the openings of the framework. This can consist of one large panel or several small ones arranged to form a large layout. The fabric itself can be either a solid or mesh material. The mesh can allow up to 70% light transmission while still giving protection to the covered area. The fabric can also be digitally printed to create abstract art or corporate logos to beautify the building. Sundance is capable of printing up to 12 feet wide without seams. If a larger panel is required, we can use state of the art RF welding to join panels together giving you the means to cover a whole elevation with one large panel while still achieving perfect registration of the graphic pattern. Panel systems can be designed to have the graphic image easily changed out for specific needs.

### Custom Metal Wall Panel

This type of system uses metal sheets that can be laser or water jet cut into unique shapes and patterns. The sheets can be aluminum or stainless steel. The thickness of the sheet can be determined through our engineering department.



**DyneTech Centre** Orlando, FL - *Fabric Wall Panels*



**DyneTech Centre** Orlando, FL - *Fabric Wall Panels*



**Port Canaveral**, FL - *Fabric Wall Panels*



**101 Eola** Orlando, FL - *Custom Metal Wall Panels*



**Port Canaveral, FL** - *Fabric Wall Panels*



**The Paramount on Lake Eola** Orlando, FL  
*Perforated Metal Wall Panels*



**The Paramount on Lake Eola** Orlando, FL  
*Perforated Metal Wall Panels & Metal Mesh Wall Panels*



**The Paramount on Lake Eola** Orlando, FL  
*Foliage Screen*



**Super Target** Orlando, FL - *Custom Fabric Panels*

## Metal Mesh Wall Panel

Constructed like a Fabric Wall Panel, metal tubing or angle can be used to create a perimeter frame. The openings in the frame can then be covered with several different types of wire cloth materials depending on the look and light transmission you need for your project. The materials for the wire cloth can be either aluminum or stainless steel and the cloth can be either woven or welded. Depending on requirements, the openings in the wire cloth can be as small as insect screening or up to 4" x 4". The larger the size of the opening, the greater the amount of light that will pass through the cloth. All of the materials used can be either powder coated and/or anodized for years of maintenance-free performance.

## Perforated Metal Wall Panel

This panel system can be designed using metal sheets that are perforated (punched) with different styles of holes to give a unique look to your panel system. The panels are attached to a framework which is made up of metal tubing or angle. The metal sheets can be either aluminum or stainless steel and the perforated holes can be round, square, diamond or oval. Hole sizes and the amount in a square foot will determine the amount of light that will pass through the sheet. Sundance also has the capability to custom water jet cut any hole design or pattern you require into a sheet up to 6' x 12' long. All components of the panel system can be powder coated in a number of colors or they can be anodized if required.

## Foliage Screen

Instead of using fabric or metal panels to cover a structure or a parking garage façade, we designed a system where a vine-type plant is used to grow through a screen panel. When the plant has fully covered the screen panel, it gives a "green" effect to the project. For the frame of the screen, we can use either metal tubing or angle. The screen openings are usually 2" x 2" or 3" x 3" depending on the type of plant used. Each of the screens is mechanically fastened to the perimeter frame. The bottom of the screen system can be attached at ground level with the vines planted right in the soil – or the panel system can be elevated and the vines can be planted in a custom planter box built into the screen system.



## FABRIC STRUCTURES



Pompano Beach, FL

The modern **Fabric Structure** combines the latest in space age technology with a craft that has roots that stretch back to the dawn of human history. As in the past, the fabric structure serves to satisfy the basic human need for shelter from the sun and rain, yet also to create excitement and visual impact. Sundance blends an understanding of the traditional craftsmanship of the past with the most recent developments in fabric, patterning, cutting, metal fabrication and installation technology to provide clients with fabric structures that are both functional and beautiful.

### Support Structures

Our complete design facility includes engineering, fabrication and installation for all framework and cabling. Structural support members can be fabricated from steel or aluminum designed to meet local building code requirements. Cables, masts, trusses and frames are skillfully designed and built to integrate integrity with beauty in form to complement the overall appearance of each fabric structure.

### Fabrics & Membranes

A wide variety of materials have been developed and engineered for use in Fabric and Tension Structures...each designed for maximum performance.

Architectural fabrics range from coated fiberglass to vinyl laminates and meshes. They are available in either opaque or translucent styles, with fire retardant, thermal and UV resistant properties. Our team of designers and engineers work carefully with architects and clients to determine the optimum fabric selection based on the unique circumstances of each project.



Sea World Orlando, FL



UCF Orlando, FL




UCF Orlando, FL



Arundel Mills Mall Hanover, MD



**Hard Rock Park** Myrtle Beach, SC



**Hard Rock Park** Myrtle Beach, SC



**Sea World** Orlando, FL



**Nautica Pavilion** Cleveland, OH



**Nautica Pavilion** Cleveland, OH



**AMC** Altamonte Springs, FL



**UCF** Orlando, FL



**Hudson River Park**, NY



**Hudson River Park**, NY